



PRODUCTS CATALOG

ELECTRICAL ENCLOSURES & MODULAR CABINETS



20

exmweb.com

NEMA 4-12 ENCLOSURES

5412 ESDA

WATER, OIL, DUST TIGHT ENCLOSURES

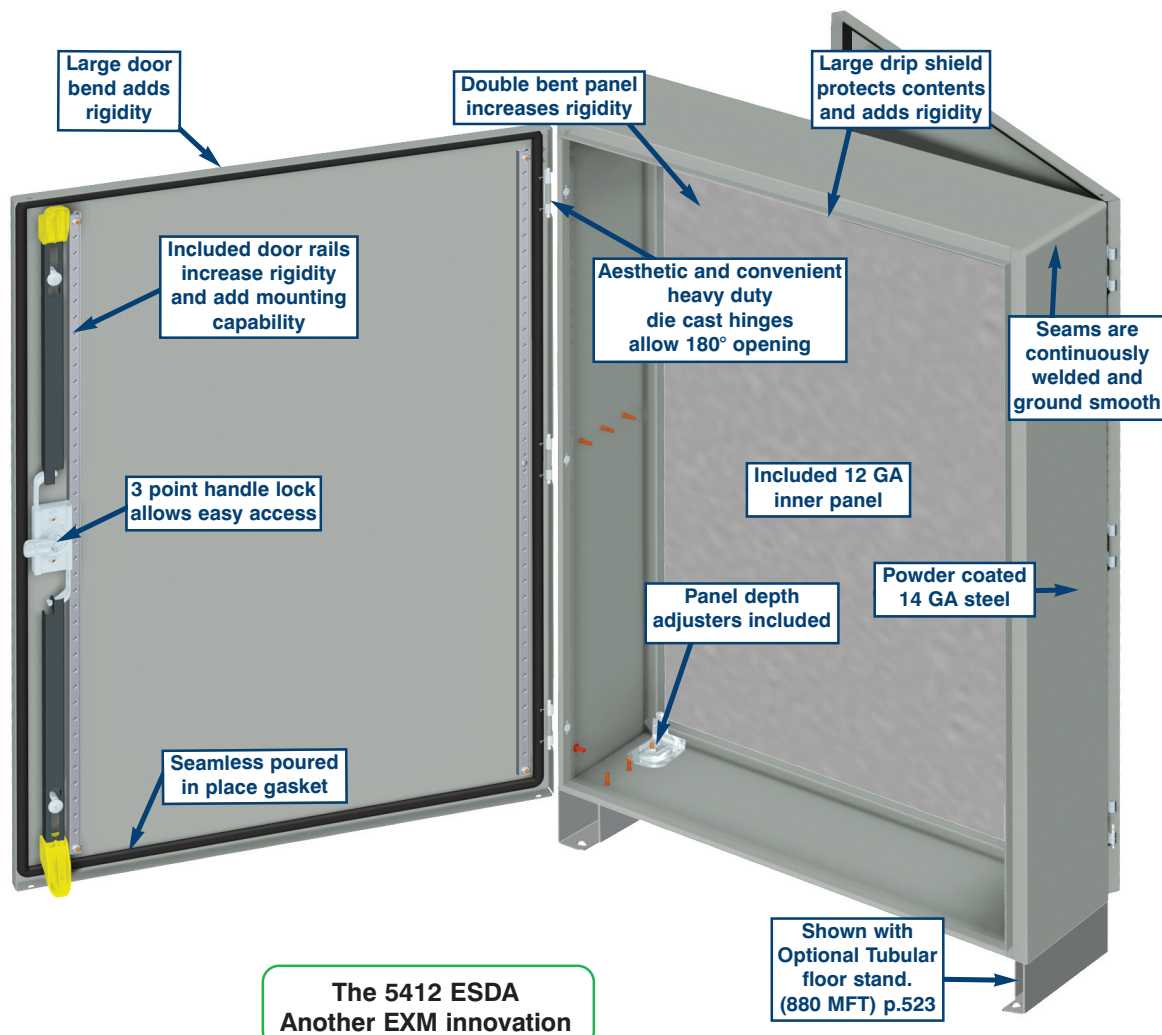
The 5412 ESDA water, oil & dust tight enclosures are used indoors or outdoors in areas where the enclosures may be subject to hosing or water coming from any direction, or for protection against dust, dirt or oil splashing. The 5412 ESDA are made of high quality 14 GA steel, with continuously welded corner seams. The opening has a curled lip around all sides to increase rigidity and prevent dripping water from entering the enclosure when the

door is open. A high quality, robotically poured-in-place, seamless gasket ensures a complete and durable water tight seal. The captive pins of the concealed hinges can be pulled to remove the door. A 3 point handle latch system ensures positive closing of the front door. The rear door closes with 1/4 turn locking mechanisms. **Each enclosure comes complete with a 12 GA galvanized inner panel**, which is double bent* for maximum rigidity

and can be mounted on adjustable, multiple depth locations. Enclosures are finished with heat fused powder paint, electrostatically applied on a pre-treated base. Box is ANSI/ASA 61 smooth gray.

**CSA Certified / UL Listed
NEMA/EEMAC 4-12 / IP66**

**Refer to p.734 to validate
choice of substrate for the
application**



p.535



p.556



p.538



p.603



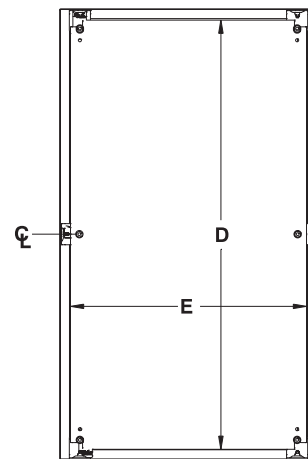
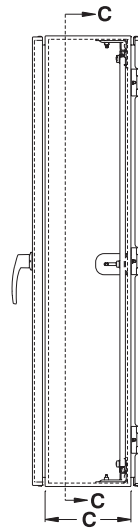
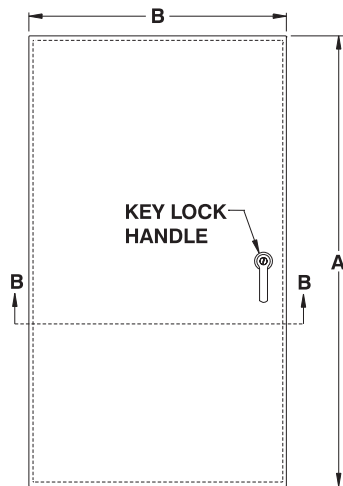
p.625



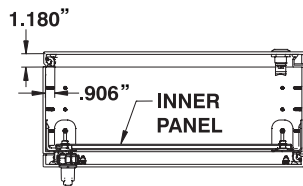
p.565



p.534



SECTION C-C



SECTION B-B

CATALOG NUMBER	DIMENSIONS					SHIP WGT LBS.
	A	B	C	D	E	
5412 ESDA422408	42	24	8	40	22	110
5412 ESDA423008	42	30	8	40	28	133
5412 ESDA423608	42	36	8	40	34	156
5412 ESDA482408	48	24	8	46	22	124
5412 ESDA483008	48	30	8	46	28	150
5412 ESDA483608	48	36	8	46	34	177
5412 ESDA603608	60	36	8	58	34	218
5412 ESDA423010	42	30	10	40	28	140
5412 ESDA423610	42	36	10	40	34	164
5412 ESDA483010	48	30	10	46	28	158
5412 ESDA483610	48	36	10	46	34	185
5412 ESDA603610	60	36	10	58	34	227
5412 ESDA422412	42	24	12	40	22	118
5412 ESDA423012	42	30	12	40	28	147
5412 ESDA423612	42	36	12	40	34	172
5412 ESDA482412	48	24	12	46	22	138
5412 ESDA483612	48	36	12	46	34	193
5412 ESDA602412	60	24	12	58	22	169
5412 ESDA603612	60	36	12	58	34	236
5412 ESDA723012	72	30	12	70	28	240
5412 ESDA723612	72	36	12	70	34	279
5412 ESDA423616	42	36	16	40	34	187
5412 ESDA483616	48	36	16	46	34	210
5412 ESDA603616	60	36	16	58	14	255
5412 ESDA723016	72	30	16	70	28	260
5412 ESDA723616	72	36	16	70	34	301
5412 ESDA483620	48	36	20	46	34	226
5412 ESDA603620	60	36	20	58	34	274
5412 ESDA723020	72	30	20	70	28	280
5412 ESDA723024	72	30	24	70	28	300



p.552

p.538

p.523

p.523

p.524

